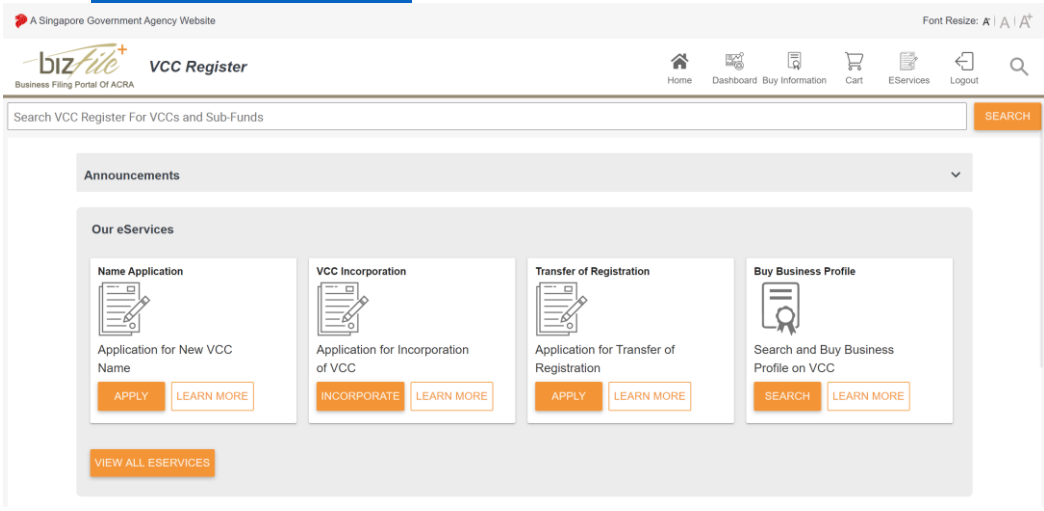

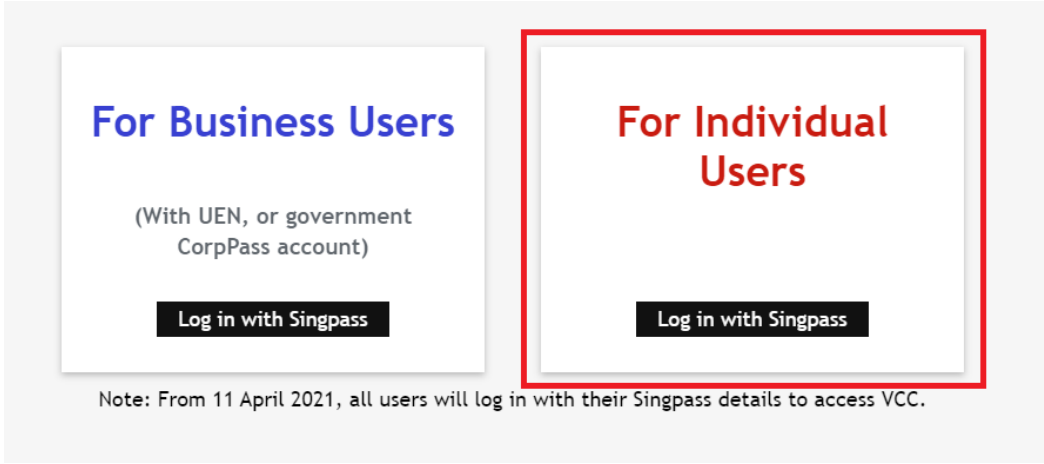
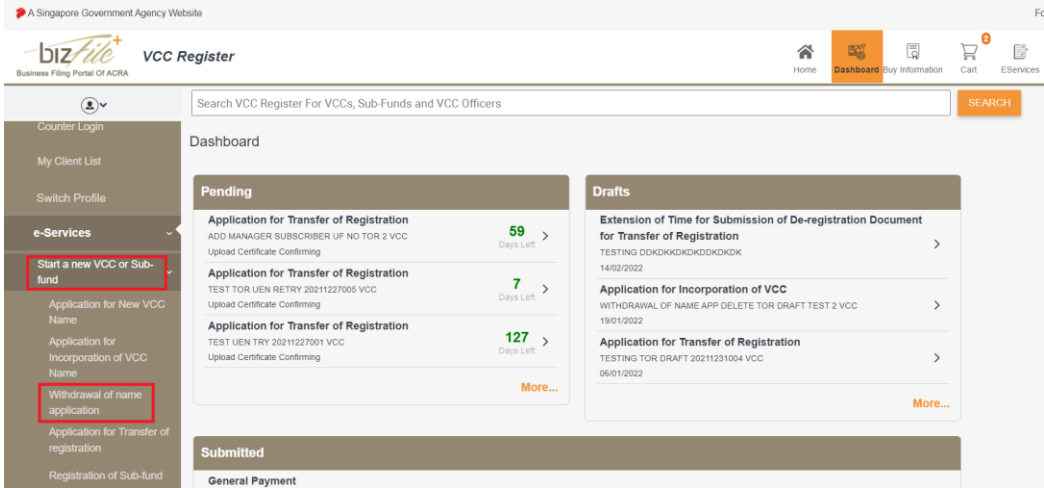


Step by Step Guide for Withdrawal of Name Application

Steps	Description
1.	<p>Go to www.vcc.bizfile.gov.sg.</p> 
2.	<p>Login for Business Users</p>  <p>Note: From 11 April 2021, all users will log in with their Singpass details to access VCC.</p>

	<p>Login for Individual Users</p>  <p>Note: From 11 April 2021, all users will log in with their Singpass details to access VCC.</p>
<p>3.</p>	<p>Click on 'eServices' > 'Start a new VCC or Sub-fund' > 'Withdrawal of Name Application'</p> 
<p>4.</p>	<p>The checklist page is displayed.</p>

5.

Click 'NEXT'.

← Withdrawal of Name Application Checklist

Information:

[Click here for step by step eGuide.](#)

Here is some information to help you with the process of Notice of Withdrawal of Name Application.

What is the purpose of this transaction?

- To allow the lodger to withdraw the approved VCC name application. The withdrawal can be made at any time after the name application is approved or pending approval from Referral Authority, within the name reservation period (initial or extended).

What information is required to complete this transaction?

- Transaction number of the approved name application or Transaction number of the name application pending approval from Referral Authority.

How long will it take to file this transaction?

- This e-Service will take about 2 minutes to complete.
- This application will take around 15 minutes to be processed.

Important Notes:

- The maximum file size is 5MB and the acceptable file type is PDF, where file submission is required.
- The name application fee is non-refundable.
- Please read the [Terms and Conditions](#) before proceeding further.

BACK PRINT **NEXT**

6.

Form is displayed.

Click 'SEARCH' to search for the Name Application

← Withdrawal of Name Application PRINT SAVE AS DRAFT


WITHDRAWAL OF NAME APPLICATION DECLARATION PREVIEW

Withdrawal of Name Application Proposed Name

Transaction No.* **SEARCH**

Withdrawal Date
18/02/2022

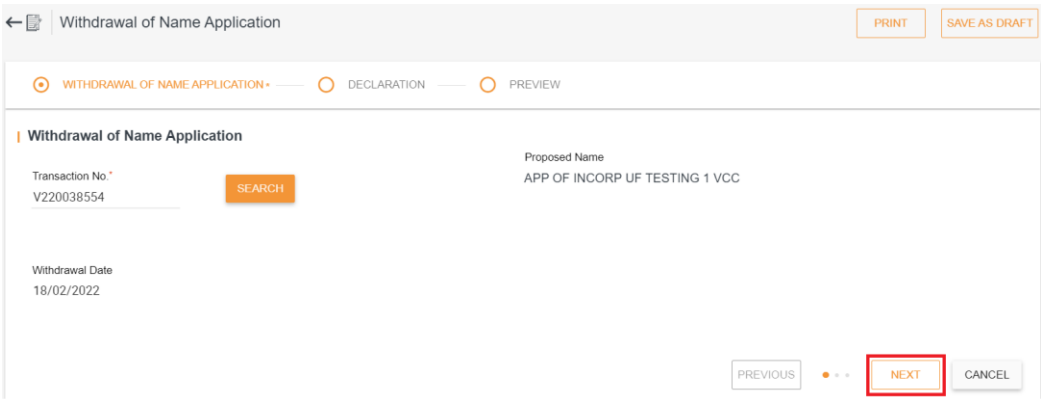
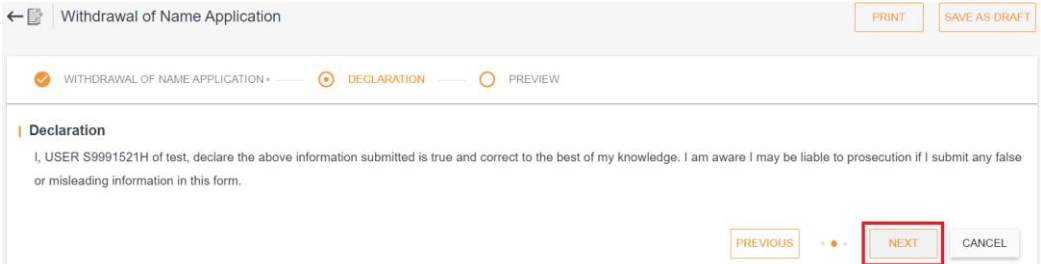
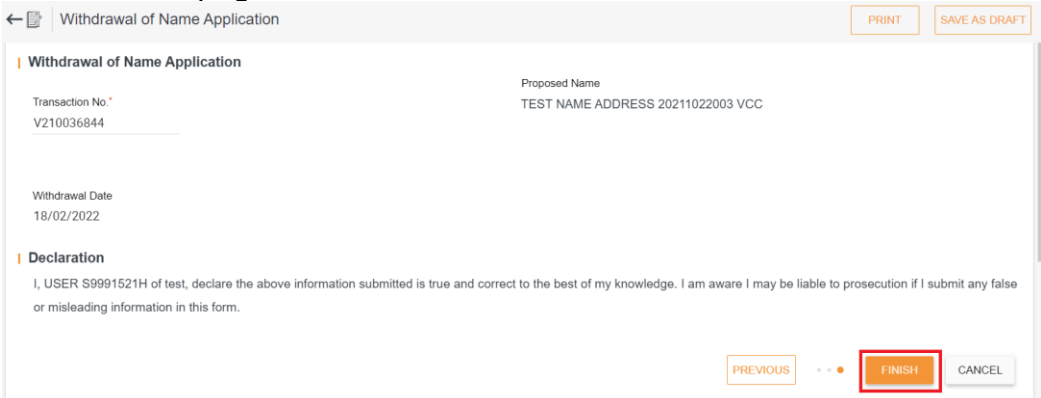
7.

Click  to select the Name Application

Transaction List

Transaction No.	Proposed Name
<input type="checkbox"/> V220038554	APP OF INCORP UF TESTING 1 VCC
<input type="checkbox"/> V220038497	TEST CERT OF GOOD STANDING 20220128002 VCC
<input type="checkbox"/> V220038480	WITHDRAWAL NAME APP FOR CSP NAME IN DECLARATION 1 VCC
<input type="checkbox"/> V220038432	TEST BP UPDATE ADDRESS 20220118002 VCC
<input type="checkbox"/> V220038382	TEST NAME ADDRESS 20220105002 VCC
<input type="checkbox"/> V210038365	TEST CSP RA BANK AND LAW VCC
<input type="checkbox"/> V210038338	TEST NAME ADDRESS 20211230008 PE AND BANK VCC

CANCEL

8.	<p>Click 'NEXT'.</p>  <p>The screenshot shows the 'Withdrawal of Name Application' form. At the top, there are 'PRINT' and 'SAVE AS DRAFT' buttons. Below is a progress indicator with three steps: 'WITHDRAWAL OF NAME APPLICATION' (selected), 'DECLARATION', and 'PREVIEW'. The main content area displays 'Transaction No.' as V220038554 with a 'SEARCH' button, 'Proposed Name' as 'APP OF INCORP UF TESTING 1 VCC', and 'Withdrawal Date' as 18/02/2022. At the bottom right, there are 'PREVIOUS', 'NEXT' (highlighted with a red box), and 'CANCEL' buttons.</p>
9	<p>Read the declaration and click 'NEXT'</p>  <p>The screenshot shows the 'Withdrawal of Name Application' form in the 'DECLARATION' step. The progress indicator now has 'DECLARATION' selected. The main content area contains a declaration text: 'I, USER S9991521H of test, declare the above information submitted is true and correct to the best of my knowledge. I am aware I may be liable to prosecution if I submit any false or misleading information in this form.' At the bottom right, there are 'PREVIOUS', 'NEXT' (highlighted with a red box), and 'CANCEL' buttons.</p>
10.	<p>Verify the information on the confirmation page and click 'FINISH' at the bottom of the page.</p>  <p>The screenshot shows the 'Withdrawal of Name Application' form in the 'DECLARATION' step. The progress indicator has 'DECLARATION' selected. The main content area contains a declaration text: 'I, USER S9991521H of test, declare the above information submitted is true and correct to the best of my knowledge. I am aware I may be liable to prosecution if I submit any false or misleading information in this form.' At the bottom right, there are 'PREVIOUS', 'FINISH' (highlighted with a red box), and 'CANCEL' buttons.</p>

11.

- Confirmation page is displayed.
- Click on the PRINT button to print the page.

← General Payment Notification

Withdrawal of Name Application

Confirmation
Your transaction has been submitted successfully.

Transaction Number V220038557 **Entity/Person Name** TEST NAME ADDRESS 20211022003 VCC

UEN **Date & Time** 18/02/2022 10:27:54

ARN Ref Number
VCC20220218009388

S/No.	Transaction No.	Entity Name	Description	Delivery Mode (Status)	Amount (SGD)
1	V220038557	TEST NAME ADDRESS 20211022003 VCC	Withdrawal of Name Application		0.00

Paid Amount: **SGD 0.00**

CLOSE PRINT

12.

The record will be created on the dashboard with the status 'Completed'.

Submitted

- General Payment**
TEST NAME ADDRESS 20211022003 VCC
Completed
- Withdrawal of Name Application**
TEST NAME ADDRESS 20211022003 VCC
Completed